Welcome to

CASITA DEL SOL

Vero Beach

WELCOME

Welcome to Casita del Sol, our home away from home in Vero Beach. This welcome book is intended to help you get acquainted with the area and the house. We've included all of our personal favorite restaurants, beaches, and more. You'll also find everything you need to know about the house, from air conditioning to the hot tub.

CASITA DEL SOL
Vero Beach



ABOUT THE SPACE

We've tried to think of anything you might want or need to ensure you have a totally relaxing stay. A hair dryer and beach towels are provided as standard and a washing machine/dryer are available so you don't have to worry about overpacking.

TABLE OF CONTENTS

03 Check In — Check In Time: 4pm, Instructions p. 5
Wifi, Inventory Check, Cleaning p. 6

05 Things to Do — Sights to see and a few of our favorite restaurants, p. 7

06 Inside I — Kitchen: Dishwasher, Fridge, Stove p. 8
Appliances: AC, Fans, Fireplace, Bidet p. 9

08 Inside II — Washer/Dryer, Cleaning Supplies p. 10
TV, Books, Music, Broken Things p. 11

10 Outside — Grill, Shed, Hot Tub p. 12

11 Useful Info — Garbage, Recycling, Linens, Lawn p. 13
Neighborhood, Water & Mail p. 14

13 House Rules — Quiet Time, Smoking, Pets, p. 15

14 Check Out — Check Out Time: 10am, Instructions p. 16

15 Safety — Emergency Numbers, Exits, Fire Extinguishers p. 17

ABOUT US

Thank you so much for deciding to stay at our home!

We absolutely love it here and we want you to enjoy it just as much as we do! This is your home away from home for your entire stay, so we want you to feel totally relaxed, comfortable, and happy.

We are most accessible by text during the day, but please reach out to us at any time with questions or if there's anything we can help with.

All the best,

Wil & Allana

CONTACT INFORMATION

Allana McDonald

PHONE
248-410-6994

EMAIL
FloridaCasitaDelSol@gmail.com

WEBSITE
FloridaCasita.com

DIGITAL CONTACT CARD:

1. Scan with your phone's camera and click the yellow link that pops up or visit blinq.me/12HpDsjrvugk

3. Click 'Save Contact'

4. Click 'Save to contacts'

5. Click 'Done'



CHECK IN

Check-in time is **4pm**. Please contact us to request an earlier check in time and we will do our best to accommodate when possible.

DIRECTIONS

You can find the Casita by taking 20th St. East, then heading south on 20th Ave. You'll take that 4 blocks, then make a left (East) on 4th St. From there, turn left on 14th Ave (North) and then a quick right (East) onto 4th Pl. You'll see the little white Casita with a yellow door on your left.

Warning: all the streets in this area are numbered and they re-use all the numbers, so you'll want to pay close attention to Streets, Avenues, and Roads.

ADDRESS

1236 4th Pl.
Vero Beach, FL
32962

Click here for Google maps directions

ACCESS INSTRUCTIONS

There is a keypad so the door code for your stay will be emailed to you prior to check-in.

There's a motion sensor light on the front porch if you get in while it's dark. When you enter the front door, there's a remote on the wall that controls the dining room light/fan. The round middle button at the top will give you light.

PARKING: You'll have a private driveway that accommodates up to 2 cars. We keep a fishing boat parked at the house (but that is in the back yard). We regret that it's not available for guest use.

WIFI/INTERNET

IDs: Casita, Casita 5G or Casita - Sunroom Extender

Password: sunshine

The 'Sunroom Extender' option is best for the back part of the house but Casita should be strong enough anywhere you go!

Internet is provided for your enjoyment, but you're responsible for safe and appropriate use and complying with all laws. If there is any loss of service, please contact us.



INVENTORY CHECK

Upon arrival please review the inventory list and report any missing or damaged items to us. We want to ensure your stay is as comfortable as possible, so please let us know if anything isn't just right!

CLEANING

We ensure the home is deep cleaned upon your arrival. Please let us know if you are not completely satisfied when you arrive so we can address it right away. There are no cleaning services provided during your stay. If you'd like to arrange additional cleanings while you're at the Casita, please reach out as we'd be happy to get it scheduled (for an added fee).

THINGS TO DO

Create the memories of a lifetime in one of Florida's best places to visit! Relax on gorgeous sandy beaches or explore a hub of art and entertainment at one of America's 10 happiest seaside towns. Here are just a few of our favorites:

South Beach Park 4.5 mi

McKee Botanical Garden 1.5 mi

Round Island Riverside Park 9.5 mi

McLarty Treasure Museum 20 mi

Jaycee Park & Boardwalk 6.6 mi

Treasure Coast Drive-In Movie 13 mi

Summer Crush Vineyard & Concerts 9 mi

Jackie Robinson Training Complex 4.5 mi

Schacht Groves 3.5 mi

Shore fishing in Vero Beach or just a bit further north in Sebastian 20 mi

Find more things to do

FOOD & DRINK

- Cafe 66 - $
- Green Marlin - $$
- Mrs. Mac's Fillin Station - $
- Pepper & Salt BBQ - $
- The Kilted Mermaid - $$
- Twisted Lime - $$
- Fishack - $$
- The Barefoot Cafe - $
- Ocean Grill - $$$
- The Tides - $$$
- Taco Dive - $
- Ay Jalisco 1 Mexican - $$

KITCHEN

DISHWASHER

Place one tablet in the flip box inside the door. Press your desired program (Autosense + Heated Dry is our go-to), then hit start.

FRIDGE & FREEZER

No need to adjust settings. If it's not cooling properly, let us know.

STOVE, OVEN & HOOD

The stove is electric, so it may take a bit longer to heat up — but once it's hot, it's HOT! To use the glass touchscreen cooktop: Tap 'Select' near the picture of the burner you want to use. Then choose the power level (5 is medium). When you're done, tap 'OFF' to turn the burner off or 'ALL OFF' to turn off all burners. There is special glass cooktop cleaner under the sink to keep things spotless and prevents buildup.

The hood is motion-activated: Wave your arm to the right to turn on the fan and light on or to the left to turn it off. You can also use the touch buttons on the front for manual control of the fan and lights.

GARBAGE DISPOSAL

Please keep the strainers in both sides of the sink and empty them into the trash regularly. The disposal is just for small scraps that slip through — nothing large, please. Run cold water, then press the silver button to the right of the faucet to turn it on. And whatever you do, never reach your hand inside (this isn't a horror movie 😉).

APPLIANCES

AIR CONDITIONING & HEAT

The Google Nest thermostat is in the dining room.

Adjusting the temperature:

- Slide your finger up or down along touch bar on the right side of the white outer band to raise or lower the temp.
- Once you've set the temp you like, tap the touch bar again to confirm your setting.
- 72F / 22C is our go-to, but choose the temperature most comfortable for you during your stay.

Switching between Heat, Cool, or Off:

- Slide your finger along the touch bar to navigate to "Mode," then tap the touch bar to confirm.
- Slide to choose Heat, Cool, Heat·Cool, or Off, then tap again.

Need help? Just text us and we can adjust it remotely for you!

FANS

Each fan is operated via a switch on the wall, except the dining room fan which has a remote near the door. The dining room and sunroom fans help distribute cold air on the hotter days.

FIREPLACE

You can turn on the electric fireplace using the switch on the side. Turn on just the light for ambiance or also add heat if it gets chilly. Please turn it off before going to bed or leaving the home.

BATHROOM BIDET

For a squeaky-clean finish, give the bidet a try! Just make sure you're seated before turning the dial — trust us on that 😉. Turn clockwise or counterclockwise, and set it back to the middle when you're done.

LAUNDRY ROOM

WASHER & DRYER

You'll find a washer and dryer in the utility room next to the kitchen. To operate the washer, simply select the program you want, place 1-2 'pods' or liquid detergent in the bottom of the washer, add clothes, close the door, and hit start.

CLEANING SUPPLIES

You'll find a broom/wet sweeper behind the door in the laundry room. There is also a cordless vacuum in there. Be sure to empty the cannister regularly. The filter should be 'shaken' out every few times. Twist the cover of the filter and the inside filter slips right out. We just shake them both into the garbage and then put back into place.

MORE INSIDE



TELEVISIONS & DVD PLAYER

There are TVs in the Living Room, Sunroom, and each bedroom. Each has Prime, Netflix, Hulu, and Disney. If you get logged out for any reason, please just reach out and we'll share the username and password. Please use the 'Casita Guest' profiles. There is a DVD player in the Sunroom and a few DVDs in the right drawer of that TV stand.

BOARD GAMES / PLAYING CARDS

We keep some of our favorite games in the hutch in the dining room.

BOOKS

There are a few good books in the cabinet next to the settee in the sunroom.

MUSIC SYSTEM

There's an AM/FM radio in the dining room.

BROKEN THINGS

We want you to enjoy your stay and totally understand that sometimes accidents happen! Should you break anything, please just let us know immediately - if it's minor we usually won't charge. If it's a larger issue (i.e. the TV screen!) we would like to align on any fees or impacts to your deposit before you leave to avoid any surprises later.

OUTSIDE

BACK DOOR

The back door only locks from the inside, so there is no key.

GRILL / BBQ

We try to keep the propane loaded, but please just let us know if you run out. You can exchange it at any local hardware store or grocery store, and we'll be happy to reimburse you for the expense.

SHED

We keep a few beach chairs in the shed as well as 2 bikes. The code for the shed is 888. Please keep it locked when not in use.

HOT TUB/SPA

Unlatch all 4 clips to open the lid. The easiest way is to push back the front half from outside the tub, then gently slide the rest off once you're inside. When done, pull the cover halfway up before exiting, then close and re-latch all clips.

A floating "frog" maintains the water's chemical balance. If it flips upside down, it needs a refill—refills are in the tall Laundry Room cabinet. Please let us know if they're running low.

Use of the hot tub is AT YOUR OWN RISK. Be careful when entering or exiting. There is no barrier, so keep an eye on children outside at all times. There is no lifeguard.

Please shower before entering as lotions/sunscreens will make the water foam up. Please also keep the lid on and closed when it's not in use to keep it clean and regulate the temperature.

GARBAGE & RECYCLING

Garbage day is Tuesday, so please be sure to put the bins out Monday evening. Most paper, plastic, glass, and aluminum are recyclable. You can put them all together in the recycling bin (just rinse out any food items). Sometimes they don't pick up one of the bins until Wednesday, so don’t worry if that bin doesn’t get picked up right away.

LAWN SERVICE

The lawn service mows 2-4x a month based on growth, generally on Wednesdays. However the day of the week can vary based upon weather.

BED LINENS / TOWELS

There are bath and beach towels in the linen closet. We do ask that you only take the colorful large beach towels to the beach and remember to bring them home! We also have spare sheets for each bed and throw blankets so you can make adjustments to ensure you’re comfortable.

MORE USEFUL INFO

NEIGHBORHOOD

We think the neighbors all around us are fantastic! Mike and Margaret live across the street and pop outside a lot, so you'll probably meet them first. Most of the neighbors have dogs (all either fenced or leashed). There are great sidewalks throughout the area so walking and riding bikes is enjoyable.

WATER

The house has city water and we like to filter it through the Brita pitcher for drinking. There are extra filters in the kitchen pantry for that. The icemaker uses unfiltered water, so feel free to either fill ice trays with water from the pitcher or purchase bagged ice if you prefer filtered water.

MAIL

Please feel free to have mail forwarded if you're staying for an extended period. Margaret across the street collects our mail while we're not there so junk mail doesn't accumulate. Please just let us know if you'll be using the mailbox for your own purposes. If any letters for Wil or Allana make it through, we'd really appreciate if you'd please just leave them in the drawer of the black console table under the TV in the den (next to the front door).

HOUSE RULES

The most important rules are to have fun, relax, and enjoy your time here! However, we do have a few guidelines to make your stay as great as possible:

QUIET TIMES

You'll be staying in what we lovingly call a "sleepy old Florida" neighborhood. Although you'll hopefully have no sense of time, we ask that you are respectful of our neighbors and their schedules. Please keep noise to a modest level from the late evening into early morning hours.

SMOKING

No smoking or vaping is allowed in the home. You may smoke or vape outside with all windows and doors closed.

PETS

- Please don't allow your pets on the furniture.
- Please clean up after your pets and ensure they are staying within the boundaries of 'The Casita' when they do their business.

There is a 4' fence, but there's a few inch gap at the bottom for ease of landscaping. If your pet is a jumper or digger, please keep a close eye on them outside.

Check-out time is 10am.

Please contact us if you need to request a later check out time and we will do our best to accommodate when possible.

When you leave, please ensure the following simple tasks are done:
-take the garbage & recycling out to the bins
-put all dirty dishes in the dishwasher and start the cycle
- turn off all lights
- pick up, bag, and place any pet waste in the outside garbage can
- return all furniture to original location
-lock all windows and doors
-Contact us if any items from the inventory list went missing or were broken during your stay

DEPOSIT: The property is inventoried upon each guest's departure. Any missing and/or damaged items (replacement cost) will be deducted from your deposit. Any missing and/or damaged items that exceed your deposit will be billed to you.

We hope you had a wonderful vacation and wish you safe travels back home. We'd love to see you again next year! Please contact us directly and remind us of your most recent visit to enjoy a special discount as a repeat guest.

SAFETY INFORMATION

HURRICANE INSTRUCTIONS

The windows are impact rated so you don't need shutters. We are in Michigan so don't always know when the weather takes a turn. Visit https://ircgov.com/emergencyservices for the latest information on evacuation routes and shelters.

SECURITY CAMERAS

We have exterior security cameras for the safety of our guests and property. They are pointed at the front and back doors. None of the cameras face the interior of the home in any way and there are absolutely no cameras inside of the Casita. The home is in a safe neighborhood, but we like the added peace of mind they provide!

EMERGENCY NUMBER

For emergency services call **911** immediately.

EMERGENCY EXITS

There are 2 exits to the home: the front door and the rear door. Please ensure every member of your party knows where they are and create an evacuation plan should an emergency arise.

FIRE EXTINGUISHER

The fire extinguisher is under the kitchen sink.

SMOKE & CARBON MONOXIDE DETECTORS

There is a combination smoke and carbon monoxide detector in the laundry room and each bedroom.

FEEDBACK & SUGGESTIONS

We hope you loved your stay and are already planning your next visit to Casita del Sol! We'd greatly appreciate you leaving a review on AirBnB.

Please reach out if there's anything we can do to make your stay more comfortable. If you have suggestions for how we can improve upon the Casita, please let us know!

If anything didn't meet or exceed your expectations, we'd love the opportunity to make it right.

http://www.floridacasita.com/guest-book

floridacasitadelsol@gmail.com

248.410.6994

SCAN ME